



Manistee County 4-H Sheep/Lamb Market Record Book

Beginner

Ages 8-11

Name: _____ Age (as of January 1): _____

Name of 4-H Club: _____ Year: _____

Name of 4-H Project Leader: _____

Is this your First year in this Project: Yes [☐] No [☐]

If No, how many years have you been doing this project? _____

Number of Years in 4-H: _____

Record Start Date: _____ Record End Date: _____

****RECORDS START WITH POSSESSION OF YOUR ANIMAL(S) AND END
WITH FAIR WEEK ESTIMATES! ****

Michigan State University Extension programs and materials are open to all without regard to race, color, national origin, gender, gender identity, religion, age, height, weight, disability, political beliefs, sexual orientation, marital status, family status or veteran status.

Why Keep Records?

By keeping records, you will be able to see how much progress you make this year and over the course of your 4-H career as you set goals and work to accomplish them.

If you have questions or need help on this record book, please contact your leader, parent/guardian, or Manistee County MSU Extension Office.

4-H Record Books are required for all market livestock projects. They must include beginning and ending photos.

Record Books must be completed and turned in to the Manistee Livestock Council by End of Day Saturday during Fair Week.

Why is your record book important? It . . .

- o will aid you in learning about all aspects of raising and selling livestock
- o helps you set goals for your project
- o helps you plan future projects
- o shows your financial decisions and outcomes
- o overall, will improve your management and organizational skills
- o It will be fun to look back at your book years from now... remember, this can be fun when you put all your effort into it!

Suggestions (*practices for good record keeping*):

- o Consistently fill in the record book; avoid waiting until the last minute.
- o Hang a calendar or notebook near your animal's pen to write notes in to help you with your record book.
- o Write neatly and clearly.
- o Take pictures before, during and after your project is done.
- o Complete your Thank You to your buyer soon after the sale.
- o Have FUN and work hard!

Resources to help you learn about your project:

- ☐ MSU Extension has educational materials you can check out
- ☐ Dairy Resource Handbook and the Beef Resource Handbook are available from Ohio State University at: <http://estore.osu-extension.org>
- ☐ Clinics and workshops, cattle judging at 4-H Exploration Days, etc.

Final Scores will be determined by the Grading Rubric on the Next Page.

Manistee County 4-H Livestock Market Animal Record Book Rubric

Name: _____ 4-H Club: _____ Date Record Book Closed: _____

Criteria	4 Points	3 Points	2 Points	1 Point	Score
Cover Page, Project Info & Pre-Project Questions, Project Photo Page	<ul style="list-style-type: none"> All information on page 1 completed properly Project Plan and Questions were completed using well written, thoughtful complete sentences 	<ul style="list-style-type: none"> All information on page 1 completed properly Project Plan and Questions were completed fully 	<ul style="list-style-type: none"> All information on page 1 completed properly Project Plan and Questions were attempted but not fully completed. 	<ul style="list-style-type: none"> All information on page 1 completed properly Project Plan and Questions were not complete or lacking. 	
Project Efficiency Information, Financial Records, Weight Records & Other Expenses	<ul style="list-style-type: none"> Feeding information was accurately completed with all boxes completed. These 4 records are complete and accurate as required for the project. Both financial records are complete and accurate with the appropriate number of entries for each. 	<ul style="list-style-type: none"> Feeding information was completed accurately 3 of the records are complete and accurate as required for the project. One of the two financial records are complete and accurate with the appropriate number of entries for each. 	<ul style="list-style-type: none"> Feeding information was attempted but not complete 2 of the records are complete and accurate as required for the project. Both of the financial records were attempted to be completed and accurate with the appropriate number of entries for each. 	<ul style="list-style-type: none"> Feeding information is incomplete. All Records have been attempted but are not accurate. None of the financial records were completed and accurate with the appropriate number of entries for each. 	
Education Workbook	<ul style="list-style-type: none"> All education questions were handwritten in Ink, each question was answered fully. Each was written clearly and well organized. 	<ul style="list-style-type: none"> All education questions were answered fully. 	<ul style="list-style-type: none"> All questions were attempted but not answered fully or not clear. 	<ul style="list-style-type: none"> Some education questions were attempted, but not clear and need improvement. 	
Neatness	<ul style="list-style-type: none"> It is legible and reasonably neat with no crossed-out or hard-to-read words or numbers. It looks like the author took great pride in it. 	<ul style="list-style-type: none"> It is legible and reasonably neat but there are a few crossed-out, or hard-to-read words or numbers. 	<ul style="list-style-type: none"> The book is legible but it looks like parts of it might have been done in a hurry or some pages are messy. 	<ul style="list-style-type: none"> Most of the record book is barely legible. It appears that some parts of the record book were completed by someone other than the 4-H'er. 	

Circle Ribbon Earned:

Ages 15-19 17-20 Points—**Blue** 13-16 Points—**Red** 8-12 Points—**White** <8 Points—**No Ribbon**
 Ages 8-14 15-20 Points - **Blue** 11-14 Points - **Red** 6-10 Points - **White** <6 Points—**No Ribbon**

Total Score: _____

Project Information
(Submit one completed record book for each market species)

Project Information		
Sheep/Lamb's Name		
Sheep/Lamb's Gender	Ewe	Wether
Scrapie Tag (if applicable)		
Registration Number		
Lamb's Date of Birth		
Date of Castration (if applicable)		
Birth Weight		
Purchase Weight		
Auction Weight		
Breed of Sheep		

Comments by Leader/Parent (optional): _____

Pre-Project Questions/Goals

Complete this portion of the record book pre-project or once animals are purchased. Please Answer All Questions

1. Why did you choose to do a Sheep/Lamb Project this year? _____

2. Tell us about the purpose of your Sheep/Lamb. Is it for meat? Is it for wool? Is it a pet? _____

3. Describe how you prepared to bring your sheep/lamb home when you first got it.

4. How did you decide your lambs' diet (what you fed it)? _____

5. How did you train/prepare your Lamb for Showing this year? _____

6. Please List one (1) Goal you have for your Sheep/Lamb Project this year:

Only Complete the following Questions if you Intend to Market your Sheep/Lamb

I do not intend to Market (Sell) this Animal Project. []

1. Please List three (3) potential buyers you plan to approach this year:

a) _____

b) _____

c) _____

2. Please List three (3) communication strategies you plan to utilize this year:

a) _____

b) _____

c) _____

Anticipated Income from Animal(s): \$_____

Project Photo Page

Minimum Beginning Project Photo and End Project Photo REQUIRED. May submit additional photos with Annual Record Book.

Beginning Project Picture

Take a picture of your project animal(s). Date of photo: _____

Ending Project Pictures

Take a picture of your project animal(s) at the end of your project. This will help indicate how your animal(s) have grown and developed.

Date of ending photo: _____



Monthly Feed Record Worksheet (Add additional pages if needed)

Feed Types* ⇒										
	lbs.	cost	lbs.	cost	lbs.	cost	lbs.	cost	Monthly lbs.	Total Cost
SEPT										\$
OCT										\$
NOV										\$
DEC										\$
JAN										\$
FEB										\$
MARCH										\$
APRIL										\$
MAY										\$
JUNE										\$
JULY										\$
AUG										\$
TOTALS		\$		\$		\$		\$		\$

NOTE: RECORD FEED AS IT IS FED TO YOUR ANIMAL.

- *Type of feed should be expressed in pounds and include grains, supplements, mixes, hay, silage, etc.
- The estimated value of homegrown feed needs to be included.

_____ Number of animals reflected on this chart.

 TOTAL FEED add column	 TOTAL FEED COST add column
--	---

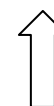
Expenses Other Than Feed Worksheet (Add additional pages if needed)

Expense Categories	Veterinary Charges	Medication/ Insecticides	Bedding	Equipment	Registration Fees	Trucking/ Transportation	Housing rent/ Leasing fees	Clipping/ Shearing fees	Interest paid (if \$ borrowed)	Advertising/ Marketing	Buyer Recognition	Miscellaneous (specify)	Miscellaneous (specify)	Monthly Total
SEPT														\$
OCT														\$
NOV														\$
DEC														\$
JAN														\$
FEB														\$
MARCH														\$
APRIL														\$
MAY														\$
JUNE														\$
JULY														\$
AUG														\$
TOTALS														TOTAL \$

_____ Number of animals reflected on this chart.

\$_____ Total Expense per animal

TOTAL EXPENSES
If this is for more than one
animal, divide by the number of
animals.)



Weight Record (Add additional pages if needed)

It is recommended to weigh your animal(s) at least once each month or more as appropriate for your species.
Use one of the charts below for each market animal.


[illegible][illegible][illegible]

Beginner Sheep/Lamb Education Workbook

This part of the Annual Record Book is designed to self-test and review how much you have learned about your chosen participation projects over the years. Please make sure you are completing the correct amount of work required for your age division.

Workbook Instructions:

- 1. READ ALL INSTRUCTIONS AND QUESTIONS THOROUGHLY AND CAREFULLY.**
- 2.** You will be graded on the number of correct answers given for each section.
- 3.** Even if you are NOT Marketing (Selling) your 4-H Lamb Animal Project, you **MUST** complete this section of the Record Book.
- 4.** You may use previous year's record books and other MSU or scientific resources to help you answer the questions. It is encouraged that you use as few aids as possible to truly test your knowledge.
- 5.** Answers should reflect knowledge appropriate of your age and number of years in 4-H.



Please List all the Sources that you used to complete your Workbook for the Year below:

-

Project Knowledge

Answer all questions to the best of your abilities.

Define the Following:

- a) Ewe: _____
- b) Ram: _____
- c) Sheep: _____
- d) Lamb: _____

What mineral should NEVER be given to a lamb? _____

What is the most important thing to give your lamb? _____

Name one (1) breed of Sheep: _____

Showmanship

List three (3) qualities of a good Showperson:

- 1. _____
- 2. _____
- 3. _____

Showmanship

List three (3) qualities of a poor Showperson:

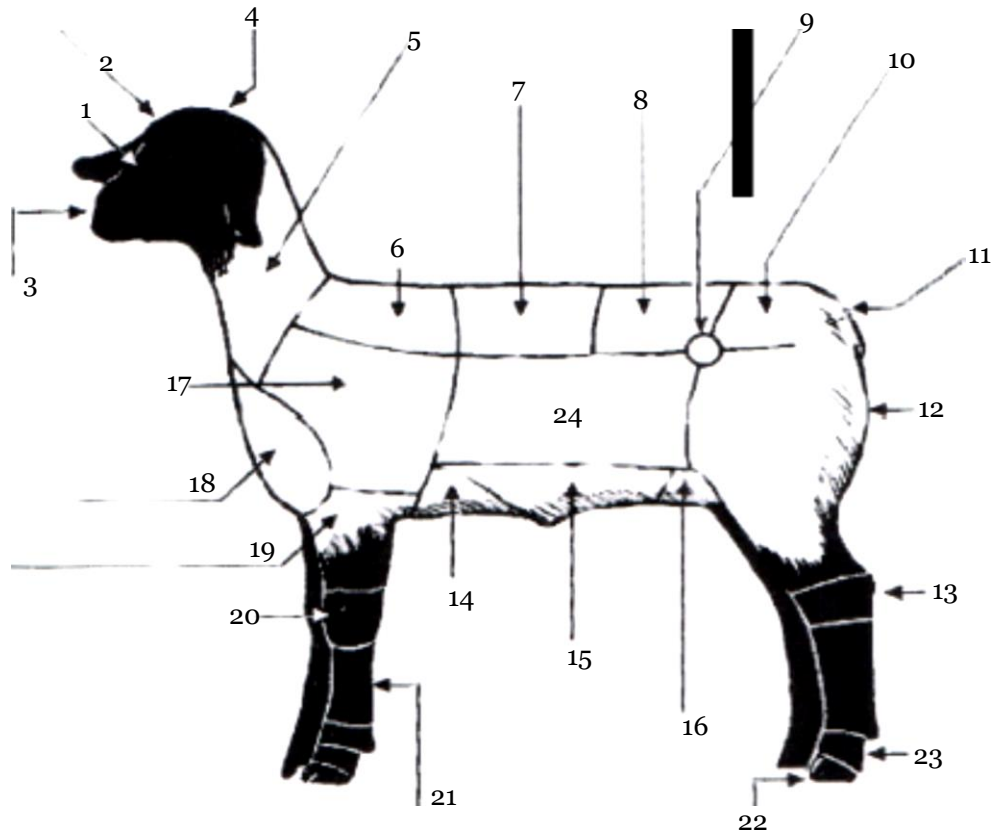
- 1. _____
- 2. _____
- 3. _____

Parts of the Lamb

Beginners: Name 10 parts.

Juniors: Name 15 parts.

Seniors: Name all parts.



Back	Face	Hips	Loin	Rear Flank
Belly	Forearm	Hoof	Middle	Rump
Breast or Brisket	Foreflank	Hock	Muzzle	Shoulder
Cannon	Forehead	Knee	Neck	Top of Shoulder
Dock	Pastern	Leg	Poll	Twist

Parts of the Lamb

Continued

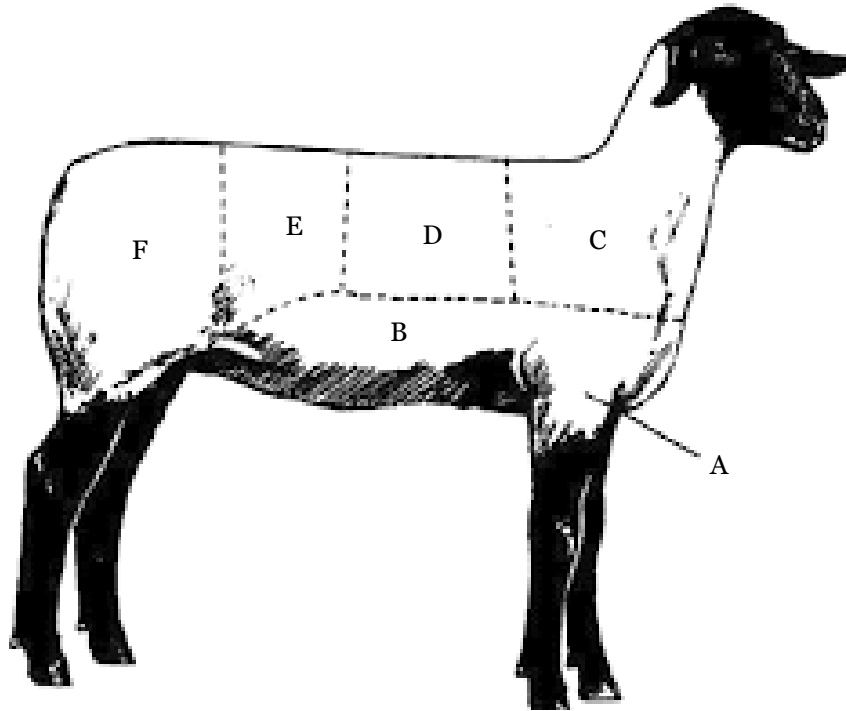
1. _____
2. _____
3. _____
4. _____
5. _____
6. _____
7. _____
8. _____
9. _____
10. _____
11. _____
12. _____
13. _____
14. _____
15. _____
16. _____
17. _____
18. _____
19. _____
20. _____
21. _____
22. _____
23. _____
24. _____
25. _____

Wholesale Cuts of Lamb

Beginners: Identify two (2).

Juniors: Identify four (4).

Seniors: Identify all (6).



Courtesy of Scott Nash, Educator, University of Idaho Extension

Breast	Foreshank	Shoulder
Leg	Loin	Rack

- A. _____
- B. _____
- C. _____
- D. _____
- E. _____
- F. _____

End Beginner Workbook

Post Project Questions

Complete this portion of the record book post project, end of Fair/Auction. Please Answer All Questions.

1. How did you finance your Sheep/Lamb project this year? _____

2. How did you keep your Lamb healthy this year? What steps did you take? _____

3. How did you do and what useful information did you learn this year? _____

4. What can you do to improve your future market livestock project? _____

5. What was your Favorite part about your Sheep/Lamb Project this year? _____

6. Did you meet your project goals listed in this Record Book? _____

7. List any other Clubs or extra-curricular activities you are involved in: _____

Congratulations on a successful 4-H Animal Project!

I hereby certify that, as the exhibitor of this project, I have personally been responsible for the care of this animal, record keeping, and have completed this record book. I am aware that this record book may be on display during the auction and/or fair, and thus all content will be appropriate.

Youth Signature: _____ Date: _____

I, the parent/guardian, certify that my son/daughter has completed this project and completed this record book and will comply with all rules and regulations. I give permission for this record book to be displayed to the public and will ensure that all content is appropriate.

Parent/Guardian Signature: _____ Date: _____



Judge's Comments:

Please respond to the following statements to provide feedback to the youth.

The market animal(s) project owner did the following items well: _____

Areas to improve include: _____

Additional comments: _____

Judging Results (OFFICE USE ONLY)

Ribbon Award:

A

B

C